

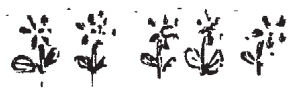
# Mary Lou Heard MEMORIAL GARDEN TOUR 2017

## 42 Magnificent Gardens in Full Bloom

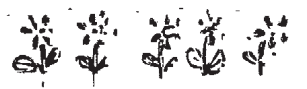
## Await Garden Enthusiasts on May 6th & May 7th

Locally World Famous Newsletter, Edition No.13 in memory of Mary Lou Heard's Spring Garden Tour.

A personal, informative & affordable tour guide. GARDEN EXHIBITOR listing published for your visual pleasure...developed by a "Real Gardener" not a "Real English Teacher"



### GARDEN TOUR INFORMATION



#### Drum Roll Please !!!!

The Mary Lou Heard Foundation welcomes you to Tour 2017! This annual self-guided tour is hosted by real gardeners who generously consent to share their personal creations. Our committee has been privileged to visit in advance and see fabulous gardens and hear the stories of our generous hosts. They speak of the joys of gardening and sharing theirs with you, our honored guests. Our hosts find great satisfaction in knowing their many efforts will surely help others. In today's uncertain times, many, many families are finding themselves suddenly in need. We ask for you to keep them in mind. Your donations to the Mary Lou Heard Foundation ensures that a hand is there to help mothers and their children in crisis.

TOUR HISTORY - Those of us who knew Mary Lou Heard sometimes forget that there are quite a few people who never had the pleasure of meeting her. This woman was absolutely dedicated to gardening. In 1985, Mary Lou opened Heard's Country Gardens, a soon-to-become-beloved nursery in Westminster. Many years passed, until finally in the summer of 2002, Mary Lou had to close Heard's due to the illness that shortly claimed her life. On page 2 you will find the message Mary Lou wrote for her last newsletter. She speaks for herself so much better than anyone else could, and we want to share her, and her story with you: our honored guest.

In 1993, Mary Lou dreamed up a



garden tour by and for real people, a tour "for the rest of us", so a yearly event was born that brought out thousands of guests who gave generously to Mary Lou's charity, the Sheepfold. After her passing, we asked ourselves, when the Mary Lous of the world are lost, how will charity organizations like these go on? The tour is continued today in Mary Lou's name because, she was so devoted to giving back for the help she received during a very rough time, and saw the benefits of helping others like herself.

Your donation is a free-will offering. We humbly ask that you let your heart dictate what to give & that you dig as deeply as you can. Net proceeds go entirely to our charity. We are often asked, "What should I give?" The answer is, give what your heart and wallet allow. Cash or checks made out to Mary Lou Heard Foundation or MLHF are joyfully gathered at any garden. Leave your entire donation at one home, divide it between two homes, or leave a donation at each home. You decide. You may also make your donation at

our website: [heardsgardentour.com](http://heardsgardentour.com). Just click on the "Donate" button. There you will also see our gallery of photos and maps!!!

AND THANK YOU!!!  
THANK YOU!!!  
THANK YOU!!!

\*\*\*\*\*  
The Mary Lou Heard Foundation:  
Supporting the people who  
provide hope and safe  
refuge for mothers and their children  
in crisis - one family at a time  
\*\*\*\*\*

**A**BOUT THE SHEEPFOLD - More often than we know, a woman must wake her children and flee in the middle of the night with just the clothes they are wearing. Where can she go at this hour???. By morning the children will be tired, hungry and frightened. Rebuilding these lives while keeping mother & children together & safe is a monumental task. This is the Sheepfold's mission. They never turn away anyone in need. For more info, visit their website @ [www.sheepfold.org](http://www.sheepfold.org)

#### Featured garden:

Brian and Dylan Davis,  
A Father and Son TEAM!!!

It all started with a stinky turtle. The Davis' couldn't keep their smelly pet turtle in the house anymore, so they decided to build a pond in their garden for him. Now after four years, six ponds, 60 turtles and 100 koi fish later, their backyard has been transformed into what they call 'Paradise'.

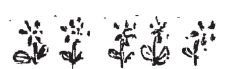
This garden was created by a father and son team, Brian and Dylan Davis. They started with a blank canvas of a tree, grass and dirt. Although they each have their own half of the garden, they both share a passion for tropical plants, succulents and of course, their pond pets.

Their tropical retreat is filled with palms, papyrus, horsetail, ferns, succulents and even lily pads that are just about to bloom!

Garden guests will also get the pleasure of meeting their turtle family, which includes new babies that fit in the palm of our hand. You may even catch a glimpse of Big Papa, their desert tortoise basking in the sun, as well as Splinter, their Russian tortoise. You can relax on a hammock, lifeguard chair, benches or even the swing to enjoy the sounds of the water and watch the koi.

To catch an early peak of their garden, check them out on:  
Instagram @pond\_koi\_turtle

Ed: This will be the only chance to see this garden on the tour, as they are moving in the next year. A must see!





## Mary Lou wrote the following for her last newsletter, published Spring 2002.

It seems like just yesterday. It's hard to believe it's been nearly 20 years. I remember thinking that I would be happy if I can have even one year to garden. I don't know if I ever had a newsletter that was harder to write, even though I've always wanted to tell you how much I've felt blessed being allowed to do what I love and share it with others. This newsletter is still difficult, so bear with me please...

It was in the late 70's and I had been through a divorce that literally pushed me over the edge. My world came to an abrupt halt, and no matter how hard I tried to regain my footing, I just slipped further and further away. When it became clear that I could not even handle any of the simple tasks of caring for my 10 year old daughter, I was hospitalized. I'm certain there was no other choice, but it also meant that it would be like building a life all over again, one painful step at a time.

I discovered gardening when I was in the hospital. It was just the smallest patch of earth, but there was such peace there. It was in great disrepair, and sometimes I would just stand there and survey all that needed to be done. It wasn't too long before I was on my hands and knees pulling weeds and lost in chores. Time passed so quickly when I was in the garden, and for the first time in many weeks, there were no tears. It became my special place. I would throw on my clothes at the first light of morning and stay there all day. My heart was at peace, and though I didn't know it at the time, the long road to healing had begun.

Discharge day came, and it was time to face the world again, but I would never forget what happened in the garden. I came to know God there... I was not alone. No matter how difficult what lay ahead, I was not alone. Does God actually care enough to give us the desires of our heart? Well, you tell me.

It might have only been a "passing prayer" that you say as an after thought, but as the world pushed harder for me to take my place... I asked, "Please Lord, just let me garden for my life's work" - as path led unto path, that prayer would come to mind. I didn't care how - I just wanted to spend my life there in the garden.

I began selling herbs and flowers at the swap meet on the weekends, and attended horticulture classes and gathering and planting my plants during the week. I couldn't see where it was going, but the swap meet had become a sort of "mini" business. The plants and flowers that it would take were now everywhere, covering every bush and patch of lawn that belonged to our four unit apartment. I wasn't too surprised when the landlord said it had to go. Problem was I had nowhere to go and no money to offer if I did locate a place. I thought I had gone up and down every street in Orange County when I turned down an out-of-the-way street

just to see where it led. I happened upon a piece of property with an out-building on it. I sat there for the longest time just looking at it. Although the building and grounds had fallen into disrepair, it looked like a doll house to me. I could feel my heart jump. It took all the courage I could muster to knock on the door and ask for a chance to rent a portion of their property.

The young man explained the property was owned by his Grandfather and handled by his Uncle. It would be a week before they could get me an answer. I could hardly breathe. At least he didn't say, "No." Now all I had to do was wait... and pray.

Well, the day arrived. I had all I could do to wait for a decent hour. After all, I don't think it would have set very well with them if I had knocked on the door at 5:30 AM, but I could have because I didn't sleep a wink that night. The young man answered the door and invited me in. "Did you decide?" Not wanting to appear too anxious. "Yes, my Uncle thinks it would be good." "Really?" I answered.

This was probably not one of my notable conversations because I was totally speechless and floating 10 feet off the ground. I wondered if he noticed? With a few other details and a handshake - I was on my way. Now if you were to ask me if I had a plan - I did not. I only knew that I felt I was being given a gift from God and I was going to be allowed to garden. - for how long... I don't know. It didn't matter to me. This dear family did not know me from Adam and had put total faith and trust in me and given me the opportunity of a lifetime... an everyday occurrence? I don't think so. Not in this world.

I threw myself into the clean up effort (I was never short of elbow grease), put a coat of paint and some curtains on the building, and it became my cottage. I couldn't wait to get there in the morning, and I hated to leave at night. I was gardening, and my heart was at peace. My love for the garden was insatiable, and all the years I spent reading garden and seed catalogues were beginning to find a home. What I couldn't get at the wholesale growers I would grow myself, from seed. The joy was almost more than I could stand, so when the family that owned the property came to see if I would be interested in the entire front half of the property including the building - I jumped at it.

I knew I would have to make the additional space pay for itself, but somehow I would have to make it work. Friends tried to talk me out of it using all logic of a business person. The location was not right. I would never be able to recoup my investment. The family or the city could come at anytime and pull the rug out from under me. My answer was always the same. If I'm allowed to garden even one more year, I will be happy. As always it was a handshake agreement. They believed in me, and there was nothing I would

do to let them down. That was 1985.

There were obstacles. Many obstacles. Some that even threatened to shut us down. In the beginning I would literally shake as I would see the city car drive up and walk across the gravel carrying official forms. No, it was not always a smooth ride, but one by one I came to learn and trust someone greater was clearing the way for us.

There were always plenty of chores. Enough so that you could never say you were done. At the end of each day I would look around at trays full of plants all "cleaned up" like little children with freshly scrubbed faces and in clean pajamas ready for bed. I would be covered in dirt and exhausted - but it was a wonderful feeling. All my energy spent in tasks that I loved - I wouldn't realize how tired I was until I finally sat down for the first time. I ached - but felt good. I usually fell asleep before I had a chance to watch a single television program.

By anybody's standard the store was humble at best. Our goal was to offer old-fashioned flowers, plants and herbs. Plants that would help people discover the joy of gardening, flowers that I remembered from my childhood. We loved every minute of it, even though there were many times I literally held my breath to keep the doors open and pay the bills.

I was used to Saturdays as being as quiet as the other days, but on this particular Saturday I looked up to see people lining up by the front gate!!! A sea of people. More people than I had ever seen at the store at one time. One lady was clutching an article in her hand. I asked her how she had heard about us? "Why because of the article in the paper. Here, you can keep it. I know where you are now." Unbeknownst to me a reporter from the Orange County Register had come in looking around and written about us. She even explained how to find us, and people came. Once again I knew we had been blessed.

As the days went on, people began coming to the store. They would bring their friends and the friends would bring friends. It seemed I was always running out of stock. Since I was too small to have any vendors deliver to me, it meant that I had to take my truck up to Santa Barbara to pick up stock. First it was once a week, then twice and then three times. The flood gates of heaven opened and poured out a blessing the likes of which I could not contain... and we grew.

Sometimes I would stand alone in the gardens after everyone had gone home and in the quiet - survey all that I saw and remembered the broken, wounded woman that asked to be allowed to garden for my life's work. And I would look around at all the beauty I saw... including the woman whose life He had put back together... and I would hear Him say "Behold my handy work!"

It was so much more than I ever imagined even

possible. I loved to talk about flowers. Their very special attributes, such as their nodding heads or their diminutive nature. Oh, they were all so special to me, but finding other people that wanted to talk about flowers? I always assumed things like that would be too frivolous for anyone to take time out of their busy day to indulge in. Does God give us the desires of our heart? Make no mistake.

You have become more than customers to us - you have become friends. We laughed with you when you had joy to share and cried with you when you hurt. You made it possible - you are Heard's Gardens and you blessed us. I know I speak for all of us when I say "Thank you." Thank you for standing by us when conditions were less than ideal. Thank you for your loyalty and friendship. Thank you.

I always knew our crew was special - we were more like family than co-workers, but I never knew how special until June of 2000 when I was diagnosed with colon cancer. They were right by my side throughout the ordeal and without a word of complaint they took on the additional workload and kept the place running without ever missing a beat. To the public it looked like business as usual, but it was not. They have carried the store for two years. As my strength has slipped away from me, they became the "wind beneath my wings" quietly holding me up so that I could be the one to fly. There are no words that I can find that would adequately say thank you to them. We had all hoped that this thing would have run its course and allowed me to bounce back, but it has not. Though there are still many more gardens in my heart that have to be planted - the body is calling for rest. Saying good-bye is the hardest thing I have ever had to do.

Once again,  
Thank you and God bless,  
Mary Lou

Ed: Heard's Country Garden officially closed in the Summer of 2002 after a lively and much-attended sale and send off. After spending the summer with her family, Mary Lou Heard left us on September 18, 2002. She was 57 years young.

•••••  
• Sticky Notes: •  
• • • • •  
• • • • •  
• • • • •  
• • • • •  
• • • • •  
• • • • •  
• • • • •  
• • • • •  
• • • • •  
• • • • •  
• • • • •  
• • • • •  
• • • • •  
• • • • •  
• • • • •  
• • • • •  
• • • • •  
• • • • •  
• • • • •

Visits us on the web at:  
heardsgardentour.com--there you'll see  
our gallery of photos & maps!!!

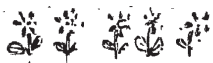
## Planning Your Tour

The gardens will be open from 10am-5pm, rain or shine. Gardens are listed roughly in geographic order. Find the gardens that most speak to your heart. If one is not to your taste, then please move on to another. Others surely will surprise and inspire. Remember, some gardens are designated either Saturday or Sunday, and many are open both days. To get a preview, see our website: [www.heardsgardentour.com](http://www.heardsgardentour.com). The "Gallery" page offers photos of all the gardens, as well as a descriptions and a map for your convenience as you plan your tour. Enjoy your adventure!!!

\*\*\*\*\*

1 - Mike Esparza  
3346 East 1st St  
Long Beach, 90803  
Open Saturday

My goal was to transform a bland space of lawn into an inviting garden. California design concepts encouraged me to reinterpret my desire for an English gentleman's garden. Existing trees would remain as the border for my new garden which I named "Bisbee". Instead of flowers, texture, form and leaf color dominate. Whimsy and playfulness are seen alongside classical elements like a pergola, arches, potted specimens, winding paths and water elements. Benches and seating areas invite you to linger; a subtle Zen is at play here. So please sit, feel the gentle breeze, breathe deeply, and relax. I hope you enjoy Bisbee and maybe, are taken back to a different time.



2 - Dustin Gimbel  
1750 Sherman Pl  
Long Beach, 90804  
Open Saturday

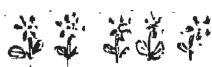
My earliest memories are of gardening with my grandparents. Seven years ago, I was able to realize my dream of owning my very own garden and bought a little Craftsman in a funky part of Long Beach. There was nothing but Italian cypresses along the driveway, an old ailing Magnolia, and a dusty dry Bermuda lawn. This has become my personal laboratory and botanical garden which is composed of many garden rooms. Having a broad interest in gardening and wildlife, the landscape is filled with flowering plants, succulents, paths, boardwalk, water features, sculpture, art, veggie garden, etc. I enjoy various plants, combinations, schemes, and this garden is ever evolving.

3 - Joyce Levinson & David Kriesel  
256/264 Novara Dr  
Long Beach, 90803

♿ Access: Front  
Open Saturday

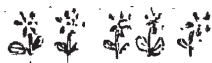
We purchased the cottage next door sixteen years ago and took the fence down that separated the two yards. After working with landscape artists we now have a garden that is quite large for Naples Island standards.

When we stroll through our informal garden we are transported into an oasis of magical, whimsical beauty. We see many little surprises around each corner. Roses, Himalayan Champaca trees, a beautiful Forest Pansy tree, towering hibiscus, and many succulents surround us. We have two fountains and a fairy garden with Buddha statues hidden in our garden. There is an art studio that looks like an old French farmhouse in our relaxing garden. It is all a work of love and we are grateful to be able to share it. Ed: Enter through the gate between 256/264 Novara Dr.



4 - Helen Molles  
124 Harvard Ln  
Seal Beach, 90740  
Open Saturday

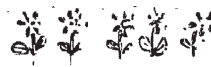
An Artist's Retreat--Small yard, lots happening! Welcome to a yard filled with butterflies, birds, lizards and art. The front yard is a WWF Monarch Way Station and bird habitat, planted with low-water usage plants and California natives. The cool, quiet kitchen patio is filled with houseplants that preferred being outdoors, a succulent nursery and nesting humming birds. In the backyard, you'll find a Koi pond where numerous species of birds drink and bathe daily with the occasional wild duck. There are trees for nesting and a variety of seed and nectar feeders. In the small, sunny side yard is a veggie garden and nesting places for pollinating bumble bees. Mixed in with the plants are paintings, sculptures and an assortment of art objects left behind by my high school students. New to the garden this year are more native plants, succulents and a healing herb garden. We are also experimenting with a living wall.



5 - Majella Maas  
12062 Foster Rd  
Rossmore, 90720  
Open Saturday & Sunday

"Rust Has a Home" is a suburban setting for fruit trees, herbs, and flowers which are the incidental backdrop for my many collections. Galvanized treasures and found objects are displayed with whimsy and prominence. Shovels, old wire gates, and salvaged chairs that mingle in the plantings are all props and focal points within this limited

palette of pink, purple, and white. Cobalt blue bottles and an army of vintage trowels encircle the flower beds. A new area, The Camino Garden, was added to remember and reflect my recent pilgrimage across Northern Spain. Custom designed stacked stone benches, Camino symbols, and a water feature recreate the Way to Santiago.



6 - Vicki & Pat Collison  
12892 Chase St  
Garden Grove, 92845  
♿ Access: Front  
Open Saturday & Sunday

Gather in the Garden - Our garden has become a haven for hummingbirds, Monarch butterflies, lizards and bees. They can often be seen enjoying the crepe myrtles, lilies, milkweed and salvia. The garden was created with equal parts of hard work and love. It includes a raised planting area built with the remnants of a recycled concrete driveway, the result of a reoriented garage door to make way for more planting area. You can usually catch us digging in the dirt (one of our favorite activities) early in the morning on weekends. We invite you to gather with friends and neighbors in our garden, enjoy the plantings and the creatures that live here.



7 - Dee Dee & Bob Van Gorder  
12542 Amethyst St  
Garden Grove, 92845  
Open Saturday

Wanting to become more water-wise and garnering inspiration from a friend and neighbor's recently redone front and back yards, we decided to redo our own front yard, making it both drought tolerant and pleasant to look at, yet at the same time, inspirational with a comfortable place for sitting and relaxing.

We began by removing a large 50-foot Brisbane Box tree from the parkway adjacent to the street. Once the tree was removed, a majority of the front lawn, parkway, and side lawn was sprayed and removed. We left intact a half moon shaped area of the front lawn, and decided to place a number of succulents and color plants in the front and parkway areas. Our landscape architect was able to locate a Mexican Guamuchile tree and place it in the middle of the garden nearest the house. The tree is not native to southern California, is not an easily found specimen. Now fully grown, it completes the look of the front yard area, and is definitely the main featured attraction. Large flat stones make a pleasant walkway to the backyard, and tree trunk steps and rocks complete a flowing feeling through the bird houses and raised berms throughout. The parkway has grass endcaps, and drought tolerant plants in the middle area. Now into their third year, all of the plants and trees

are fully grown and very robust, thereby completing the look and feel that we had in mind when we undertook this project.

The side area sports a used brick seating area for entertaining, wine sampling, and playing guitar, and is shaded by both a Peppermint Willow tree and a cantilevered umbrella, which is strategically placed in the corner. A now fully grown Snail Vine completes the divided area between the homes, and a raised guitar-shaped planter is replete with seasonal herbs and flowers.

The entire area is fed by a "smart" irrigation system with recently installed landscape lighting, giving the front garden a warm, illuminating look in the evenings.



8 - JeanMarie & Marty VanDine  
12801 Amethyst St  
Garden Grove, 92845  
♿ Access: 80%  
Open Saturday

Our backyard is now two years old, and it has filled out enormously! The local water department gave us cash for removing our front yard lawn where we now have a vibrant dryscape, reclaimed wood decking, veggie horse troughs, art and a miniature library. We don't miss the thirsty lawn at all!

We have created an unusual fusion of "Asian Dryscape" in our backyard retreat. Featuring succulents, weeping junipers, Australian trees and shrubs, our yard is low-water and low-maintenance--yet very tranquil and green. It invites you to meditate on Marty's hand-hewn redwood yoga deck and/or to stroll under his cedar Japanese Torii gate--while listening to the peaceful trickle of sparkling fountains.

You may also walk along the Bouquet Canyon stone paths throughout the garden, or relax on a teak chaise lounge. We have established imitations of nature creating distinct mounds of earth--and rock beds mimicking hills and streams. We have also chosen natural materials such as stone, sand, rock, wood and mulch---creating permeable surfaces; and we have constructed French drains--all to prevent water runoff.

Finally, we have a garden where we can truly relax! We hope you will enjoy our peaceful and conservation-minded retreat.

Ed: The gardeners here have truly captured "Ommmmmm"!

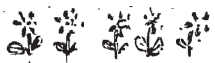
At each garden, please see our DONATION JARS which have lovingly been hand decorated by the children of The Sheepfold--yep, they should be easy to find!!!





9 - Ron, Jan, Ryan, & Marthy  
Heiman  
9372 Hillview Rd  
Anaheim, 92804  
Open Saturday & Sunday

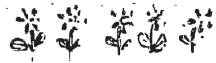
Come see how an old tennis court was converted into five distinctive gardens. We are a Certified Wildlife Habitat home and an Official Monarch Butterfly Waystation. Our gardens: Italian, Drought-tolerant, Grassy Amphitheater, Tropical and Fruit Orchard are a relaxing place to visit and linger. You'll meet numerous whimsical characters such as Bella Boulder Belly peering out from the canopy of the Tropical Garden and our working ants busy at labor in the Orchard. As you wander from front to back yard you will see over 350 trees and countless plants from many parts of the World. View our cycads from South Africa and Australia, Fishtail Palms from Thailand, and even a tomato tree from Ecuador. We have labeled a great many of our plants. We've had visits from a family of Cooper hawks, a juvenile short-eared owl, a barn owl that was heard but only its silhouette seen, resident squirrels, lizards and multi-generations of phoebes, Finches, doves, blue jays, and hummingbirds who make their home with us. We are also great believers in recycling. We catch rainwater in large trash barrels to water our gardens. The cement that surrounded our tennis court has become numerous planters and the asphalt from the court became a hill in the Tropical Garden. For a bit of whimsy, we used trees and limbs that were cut down to replant in the Janerwacky Garden in front. We invite you to take time to enjoy a Tic-Tac-Toe game on the log table with the bees and ladybugs. Ed: Not to be missed!



10 - Rose Melgoza  
2561 W. Roven St  
Anaheim, 92804

♿ Access: 75% except  
side yards & veggie garden.  
Open Saturday & Sunday

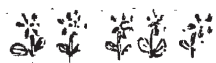
The front wall defines a sitting area surrounded by native plants, a fountain and mature olive tree. Meander through the slate and stone pathway. The front features a variety of succulents, lavender, rosemary, yucca, lantana and California poppy. I use a solar-powered drip irrigation system that has cut my water bill by 50%. The olive tree's face and fairy door adds whimsy and a Tuscan vibe. My rose garden has Floribunda and Hybrid Tea roses. The back garden attracts birds and hummingbirds who fly over Salvia. The outdoor kitchen and dining are perfect for entertaining. Night time coziness around the fire pit is suitable for making s'mores. Plummeria and Redbud trees surround the deck. Lots of artistic and whimsical touches of gnomes, a wall of starburst signs, birdhouses, mirrors, and a Dove's nest. Don't miss the side yard with fairy gardens and the vegetable garden on the backside of the garage. Enjoy my "Happy" place!



11 - Gail & Ron Eastman  
120 West Water St  
Anaheim, 92805  
Open Sunday

Starting in 2009 with a totally blank canvas in the back and typical turf with minimal foundation plants in front, our first decision was no watering system in back. Focused on sustainable native landscape of trees and plants that would thrive on neglect and minimal watering yet create a peaceful green space filled with colorful blooms attracting birds, bees and butterflies we moved forward. In early 2010 a California Pepper became the centerpiece for that space, add a Western Oak, a lime tree then fill in the blanks with collectibles and plants. Multi-color bougainvillea covers a rear fence between garage and guest cottage hiding avocado and orange trees. Turf in front of our simple Spanish ranch house was replaced in 2015 by a combination of California natives and succulents interspersed with subtle patterns created with rocks, pottery, stones and broken concrete. Still a work in progress as we discover what thrives or not, in this north exposure with varying degrees of sun exposure.

Ed: Right around the corner from the Packing District in the center of Anaheim's historic district.



12 - Janice & Skip Larson  
15845 Ocean Av  
Whittier, 90604  
Open Saturday

Their garden changes seasonally with raised beds filled with vegetables in the front yard. There are citrus trees and boysenberry and blackberry shrubs in the back. As you arrive you'll see a fairy garden in the parkway that children and their parents enjoy. It includes a gated community and a farm. Watch out for the fox on the hen house. Janice works in the children's department at the local library so you'll see characters and items from folktales including Toad from Frog and Toad, or Wind in the Willows if you prefer and Cinderella's carriage. Shade is provided on the patio by huge ferns. And for you classic car enthusiasts, don't miss Skip's '68 Camaro, his retirement project.

DON'T FORGET TO "LIKE" US  
ON: FACEBOOK



13 - Krista Karr  
1361 Rebecca Dr  
La Habra, 90631  
Access: 80%  
Open Saturday & Sunday

This will be my second year participating in this great tour. We have done some updates since last year including new paint and more flowers! I still hold to the motto that I must be able to "pick it or eat it to plant it"!! We have tried to make the most of our sloped yard by terracing the slope to plant fruit trees and constructing a raised wooded staircase. I love the sound of water and especially enjoy my potting table fountain which my brother made for me and the fish pond on the deck. The huge Chinese Elm growing out of the deck is the anchor of our back yard. Take a few putts on our front yard putting green.




14 - Karen & Jim Mittendorf  
910 Riviera Dr  
Santa Ana, 92706  
Open Saturday & Sunday

Spring is here again, the best time of the year for us. Springtime is when our gardens enjoy a re-birth. Well, this past year, our gardens awakening have been put to the test with addition of four young dogs.

While the evolution of our garden continues, the oasis feel and colorful verdurous textures have been challenged by the will of our pups. Tranquil times have often been taken over by a squirrel chase, or discovering yet another hole that was dug with equal parts pleasure and gusto.

While California water-wise and drought-tolerant plants were once the focus of our yard, dog-wise and dog-tolerant are now a definite must for the plants that inhabit our yard.

No matter the reason, we love the challenge and will continue to make it our haven and we hope you will feel it too. So, come enjoy our yard and say hi to the doodle pups. Thanks for coming!



15 - Monica & Rick Griffith  
17160 Apricot Cir  
Fountain Valley, 92708  
Open Sunday

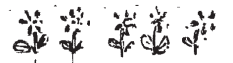
Welcome! Although this will be our first year on the Garden Tour I have been enjoying the tour for many years. Fourteen years ago we bought a "Fixer-upper" house and rebuilt it into our dream home.

I wanted to create an English cottage garden feel that would complement the Southern Charm of our home. We began with the white picket fence and arbor covered in Eden

roses which lead to the front porch where a swing invites you to sit awhile and enjoy the view. In the front garden you will find a variety of trees, geraniums, hydrangeas, gardenias, lantana and roses. Watch out for the bunnies!

Enter through the honeysuckle covered arbor to the back garden where you will find my ivy-covered fences, a gazebo, a BBQ area surrounded by a variety of fruit trees and a vegetable garden.

Take a seat on the back porch and contemplate the "Captain Cave-Man" pool, which somehow worked its way into my cottage garden. Enjoy!



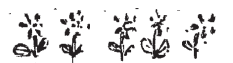
16 - Helen & Denny Bolen  
8761 La Zana Ct  
Fountain Valley, 92708  
Open Saturday & Sunday

Bolen's cottage welcomes you with bright flowers and undulating walks of brick and stone bordered by split-rail fences. At the front door, there's a courtyard replete with vines, roses and seven fairy gardens.

It features an English garden look with a wide variety of flowers and a variety of critters (i.e. pretend critters). Abby Rose (our Wheaten Terrier) was our official greeter - now we have a one-year old Wheaten, Rosie, who'd be happy to greet you at the back door.

There are swings in the backyard. They are covered with bower vines and are very inviting to young and old alike. You will find beautiful shades of Amaryllis and a variety of Clematis. We also have expanded the number of Exotic Passion Flower vines to 5. Yet Helen always says that the queen of the garden is the Spider Lily (with its beautiful white fringed edges)

Birds and butterflies love this place -- we hope you do too!



17 - Dori Ito  
14892 Oaktree Cir  
Huntington Beach, 92647  
Open Sunday

In this, its Fifth year, the front yard garden underwent a huge change with the removal of five twisted junipers which had effectively been a property hedge and backdrop for a shade loving forest understory planting. With new challenges come new opportunities, so the opening up of the space to a backdrop of sky and suburban views has made for a completely different look even as the plants are mostly the same "Concha", "Yankee Point" ceanothus, Constancea nevini, various sages, Philadelphus lewisii, encelia californica, e. farinosa, eriophyllum "David's Choice", Romneya coulteri among others). New light conditions will need to be adjusted to and we will see what the recent addition of an "Austin Griffiths" manzanita, 2 golden berried toyons and a huckleberry, along with the general maturing and filling in of all the plants will do to the overall look of the garden. This year's rain-filled riverbed swale, fed via rain chain off the roof, ephemeral as it was, was a wonderful sight, not seen for several drought years.

Plants in the back yard, (assorted sages, buckwheats, goldenrod, woolly blue curls, coffeeberries among others) in coastal sage scrub conditions weathered the drought well with little to no supplemental watering. Some of the happiest beneficiaries of the current extraordinary rainy season have been, in the back, native woodland strawberry, yerba buena, yerba mansa, Dutchman's pipe vine, Hummingbird sage, and native orchid. Along the side corridors of the house, native ginger, maidenhair fern, Ribes aureum, PCH iris, Calystegia morning glory, were also seen to be smiling.

18 - Denise & John Pulley  
16811 Greenview Ln  
Huntington Beach, 92649  
Access: 80%  
Open Saturday & Sunday

Our colorful turf-free front garden has become very low-maintenance and drought-tolerant. The shaded entry courtyard is a place to find some "quiet time". All organic, the cottage garden out back is our gathering place, full of flowers that are grown for cutting, with herbs for cooking & teas. There are attractants for butterflies, hummers, Bluebirds, Wrens, and Phoebes who we keep track of and enjoy. Grandchildren play tag and hide & seek here. When it is difficult to believe or control some of the changes that have occurred in our lives, we only need to step outside and appreciate all the "life" surrounding us. Yep, I need my garden more than it needs me. Miss you Mom!!!

19 - Claudia Ackley  
7022 Betty Dr  
Huntington Beach, 92647  
Access: 80%  
Open Saturday & Sunday

In the front yard, I've been experimenting with plants that can roll with the punches of our recent drought. Lush grasses and water-wise plants chosen for their varieties of color, height and texture frame the walkway to the front door. Pyrus Kawakamii trees shade a small bubbling fountain and garden seat. Under the eaves of the house two Acer Palmatum trees enjoy cool shade year round. Be sure to look for the unusual Salix Caprea Pendula tucked in a corner. The backyard is my private sanctuary and is anchored by mature shade trees (two Ginkgo Biloba and two Agonis Flexuosa), featuring an inviting garden swing, with four mature cycads. Climbing roses search out the sun over a meandering path along dwarf citrus trees. Hummingbirds are frequent visitors, tucking their nests into hidden corners.

20 - Doreen Kushner  
17202 Cobra Ln  
Huntington Beach, 92647  
Open Sunday

She tore out 20-year old residents, starting with a renegade bird of paradise that refused to behave in the front. She moved on to tackle unkempt junipers (with all kinds of ywk), and then hacked out obstinate hedges. That all was pretty brave, since she was clueless about plant science. BUT, Home Depot with a liberal return policy - was right around the corner. Today, the front is a cornucopia of trees, succulents, and shade plants. She removed all grass in the backyard. Then, she used old bricks to border the yard with trees, shrubs, palms, succulents and evergreens, and added an island for the little guys. Next, despite hubby's deep concern, she took a sledgehammer to the patio and recycled the concrete chunks by incorporating them into the border. Lastly, she planted vegetables; added ground cover; incorporated paving stones, with dichondra interwoven, and filled the spaces with river rocks. Ahhh.

Ed: Uneven walkways

21 - Andee Burrell  
18132 Newmoon Ln  
Huntington Beach, 92648  
Access: Front  
Open Sunday

A Nature lover who can't select a single theme lives here. There's some woodland,

some desert, a bit of marsh, a little under-the-sea, and a "Sierra" waterfall. Potted succulents have become an addiction. The mix of colors, patterns and garden novelties are the result of a BFA in design and a gardener always on the lookout for some new plant she doesn't have.

Visitors like raccoons, skunks and opossums help with the cultivation from time to time, while the coyote was quickly shooed away. But that's another story.

22 - Kathy & Lynn Eriksen  
8557 Phoenix Ave  
Fountain Valley, 92708  
Open Saturday

My garden is my interpretation of an English garden and a Rosarian's delight. It is abundant with critters, vibrant colors and aromatic scents. As you enter the front, you will find a variety of roses, a mixture of dahlias, Iris, and seasonal annuals. I also share a little patch of my neighbor's front flower bed to grow some organic veggies. The sitting area out front is a pleasant gathering place for neighbors and friends to share a glass of wine while enjoying the view.

The backyard is also an English flair with an Italian style fountain surrounded by azaleas, calla lilies and hydrangeas on the west side. In the early morning, you will find squirrels and birds stopping by for a drink. Bird houses and feeders have been placed throughout the garden for bird watching. While strolling through, stop and take a look at the lovely Lady Gouldians in the aviary.

Feel free to sit a bit and enjoy the birds, flowers, and squirrels.

23 - Brian Davis & Dylan Davis  
(father, son)  
9050 Mallard Ave  
Fountain Valley, 92708  
Access: 50%  
Open Saturday & Sunday

Our very own "Garden of Eden" consists of different locations with wildlife thriving through the entire oasis. Over 3 big Koi and turtle ponds, with numerous tunnels and benches located through your walk along an epic adventure of succulents, plumerias, tropical, and flowering plants. The entire yard was 100% designed and built by a father and son with a love for ponds, plants, turtles, Koi, as well as gardening. We have put our hearts and hands in creating something that will inspire and hopefully compel you to pick up a shovel and begin your own Eden. Please come and see what is possible with some hard work, an imagination and a deep-seated passion for gardening. We look forward to meet passionate gardeners like us.

Ed: Easy to find corner lot with entrance on the street side of the house

24 - Jane Kamentser  
9765 Red River Cir  
Fountain Valley, 92708  
Open Saturday

Designed around the idea that gardens are extensions of living, this garden wraps around the house allowing the indoor space to flow into the outdoor space for true indoor/outdoor living.

The front rose garden conceals and creates privacy for the yard which is tucked away behind a custom designed wrought-iron gate and curving fence. As you walk through the front gate, you walk into a formal rose garden that contains several iron sculptures and a flowing corner fountain. As you continue walking, you enter into the formal sitting and dining area that are adjacent to the similar spaces in the house. The space is bordered by fruit trees and flowers that lend privacy to the sitting areas and divide the outdoor rooms. The entire back fence of the property is painted to create an illusion of depth and merge into the garden and skyline as it wraps around the back of the property.

The back garden area adjacent to the kitchen has the continuation of the fruit tree garden and the informal dining and outdoor cooking area. Adjacent to this is the "Library Garden" which is next to the home office/library and contains a small Koi pond surrounded by a rose and vegetable garden. A shaded sitting area under a grapefruit tree and overlooking the Koi pond and garden is situated to allow for a comfortable, quiet place to sit and listen to the fountain and watch the hummingbirds that frequent here.

25 - Jennifer & Hubby, Steve  
McInteer  
9681 Flounder Dr  
Huntington Beach, 92646  
Access: Front  
Open Saturday & Sunday

I was inspired to plant an all white garden after seeing one on the Mary Lov Heard Tour in 1999. When I completed a home remodel in 2005 that decimated both my front and back yard, I took the opportunity to create my Moon Garden. I planned and planted in the cottage garden style. Last year I made the big decision to replace my lawn with water wise DG. My garden will never be finished. It is constantly evolving. I welcome you to enjoy my version of a shabby chic moon garden that includes custom welding by my hubby and fabulous flea market finds.



26 - Diana & Dennis Maloziec  
9171 Scougall Cir  
Huntington Beach, 92646

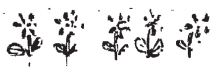
♿ Access: Front  
Open Saturday & Sunday

Our garden is a mixture of drought-tolerant succulents, cycads, cactus and California Natives that have been acquired over twenty years. The original idea was to create a unique and attractive, low-maintenance, water saving yard. The birds and butterflies that are attracted to the beautiful blooms are an added benefit.

The small front patio is screened from the street by a potato vine that blooms all year. The view from the kitchen window is a wall of green, consisting of zamia and sago, fronted by pots of smoke bush, hedgehog agave and aeonium.

The back yard is a mixture of xeriscape, hardscape, wire sculptures and plants. To the east, lemon and pink grapefruit flank a dark red plumeria. The north contains an orchid house with a bamboo frame, potting area and a vegetable garden. To the west is a monochromatic canvas of tillandsias attached to grape wood branches draped in Spanish moss. The lawn and wood deck are synthetic.

We love to sit out on the patio and enjoy coffee and the paper in the morning, and entertain guests in the evenings. Both the front and back patios were built to expand the living area of this small home near the beach.



27 - Alex & Aaron Anderson  
20442 Harbor Isle Ln  
Huntington Beach, 92646

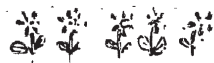
♿ Access: 75%  
Open Sunday

We bought our house six years ago and the garden had four fruit trees, an avocado tree and a few queen palms. For the most part, we had a clean palette to create our garden sanctuary. Our garden is a mix of many different garden styles and designs. From succulents, drought tolerant plants, hydrangeas, fruit trees, vegetables & herbs, ferns, palms and irises, we've created a garden retreat for our family and friends. My love for hydrangeas has resulted into an entire bed of them, in which I named "Penny Lane" in honor of Penny McHenry (Founder of the American Hydrangea Society) and includes pink, purple and blue blooms. We compost, and recycle where we can to have a sustainable, organic garden. Our latest addition is a modern deck with bench seating and a fire pit where we entertain, do yoga and relax. Here, we also enjoy the birds, butterflies, bees and peace & serenity in our garden. Ed: See [peaceloveandgardening.com](http://peaceloveandgardening.com) - where she writes about gardening adventures, endeavors, & life lessons.

28 - Vicki Sakioka  
964 Presidio Dr  
Costa Mesa, 92626  
Open Sunday

The result of years with a singular vision of collecting, planting, and customizing, this one-of-a-kind garden imbues the old life with the new life. Enter through peeling shutters into an outdoor living room framed by an earthy green pergola. Enjoy a movie under the stars amid the glow of a custom, used brick fireplace and copper flower lights. David Austin roses climbing on vintage iron gates, nicotiana, hollyhocks, camellias, wisteria, grapevines, and fruit trees surround trickling fountains, built from salvaged architectural pieces. In the backyard, more roses, cottage flowers, berries, and fruited vines take root, and trees shade antique benches and inviting dining areas. A little guest cottage compliments the feminine wonderland, as do whimsical chandeliers, candles, and twinkle lights to make it all glimmer at dusk. You will never tire of the surprising details and remarkable timeworn finds.

Ed: A place to revisit, again and again!



29 - Miriam Johnson & Bob  
Ledbetter

1852 Pennington Av  
Tustin, 92780

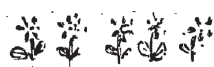
♿ Access: 95%  
Open Sunday

I think that I will never feel  
The power of the earth to heal  
As much as when my compost ditch  
Turns scraps into a soil that's rich.

My outdoor tub provides a soak  
When aching muscles are not oak-  
Ay. Lavender, staghorns, a homemade gate;  
My bees I had to re-locate.

An amateur, and yet I've got  
A garden from suburban plot  
Infused with heart of Mary Lou.  
Re-built my little cottage too!

Our hope? That you will feel serene,  
And the pardon of the sun to glean  
The beauty of a garden's perk,  
Because no garden is ALL work.  
Although sometimes it seems that way!  
So come, explore, enjoy your stay."  
Ed: Parking best on Castlegate, steps around  
corner from Pennington.



30 - Colette & Tim Bruce  
12572 La Bella Dr  
Santa Ana, 92705

♿ Access: 90%  
Open Saturday & Sunday

Daunted by the large lot when we  
purchased our home in February 2009, we

didn't want to waste water on the massive existing lawns, so we embarked on creating a beautiful and water-wise landscape. We selected a combination of plants and trees that are either native, water-wise or are attractants. The front is a cactus and succulent garden with Palo Verde tree, olive trees, ornamental grasses and varieties of mostly native flowering shrubs. Also added is a vegetable garden providing produce year-round. The back yard includes pollinator attractants, along with citrus, apricot and mango trees. Buffalo grass; a low-water high heat-tolerant grass comprises "our turf". An efficient irrigation system utilizes a climate logic program. Outdoor usable space was increased by incorporating two Brazilian Walnut decks. The driveway is designed to capture rain water that returns to the ground water supply. We were a runner up in Roger's Garden California Friendly Garden contest in 2014.



31 - Barb & Ted Urbanski  
11324 Skyline View Dr  
North Tustin, 92705

♿ Access: 30%  
Open Saturday & Sunday

This garden is set on 1.5 acres on a cul de sac, situated on a north facing hillside. There are footpaths and paved steps with seven distinct areas at multiple levels. Included are: a flagstone patio and rockscape pool with waterfall, an Alpine garden featuring a large pond and waterfall with an arching bridge surrounded by a 70' California Redwood and Western Cedar trees. A classic Queen Anne gazebo frames the view of the local foothills. A greenhouse and nursery area where native plants are propagated awaiting planting in Peter's Canyon Regional Park. A collection of my stone sculptures is combined with Protea and native plants. An "Old West" area is comprised of recreated buildings from the 1800's. Some of the plants found in the garden are: California Redwood, Western Red Cedar, Torrey Pine, Irish Yew (rare in Calif), varieties of Cycads, Coastal Live Oak, and many more. Each garden has a calming effect and exhibits a distinct personality.

Ed: Because of its size and nature, there will be something of interest for most everyone.



32 - Kay Colello  
10861 Skyline Dr  
Santa Ana, 92705

♿ Access: Front; steps in back  
Open Sunday

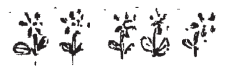
Welcome to my water-wise succulent and cacti garden. After many years of growing plants that required constant feeding, amending, watering and extensive labor, I decided to work with Mother Nature and grow only what flourishes in my environment without assistance from me. That did not

mean giving up color, flowers or texture. Not only does the new garden have more year-round color than my perennial garden, but I was pleasantly surprised to find that most succulents and cacti flower.

As you wander along flagstone pathways you'll see large waves of the same color planted next to waves of contrasting colors to create a mosaic pattern. Everything has been densely planted to eliminate the need for mulch, reduce weeds and further reduce water requirements. Enjoy the spectacular 180 degree views of Orange County provided by the hilltop setting. On a good day you can see Catalina Island!

Another advantage of succulents is that they propagate very easily. As a result, I've purchased 25-30% of the plant material and propagated the remainder. The small front yard has been recently removed and is being replanted with cuttings from existing plants. Another bonus is that I no longer have a lawn so I only need a gardener every three months to hedge the shrubs. Enjoy the tour and I look forward to seeing you.

Ed Note: This is a must see! Use "Google Maps" only for directing your drive - older navigation systems will lose you!!!

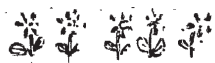


33 - Dorothy & Sterling Neblett  
1633 N River Birch Cir  
Orange, 92869

♿ Access: 95%  
Open Saturday

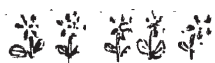
The Neblett home sits on an acre surrounded by numerous water features, private sitting and eating areas, lush gardens adorned with vintage yard art, wisteria covered pergolas and a pitch and putt green. Whether it is wine time, Sunday brunch or a family gathering at the barbecue, there is always a place to enjoy! Each area has its own style and color palette, including drought-tolerant plants, fruit and citrus trees, succulents and many potted container plants. As you meander through the garden you will see flowers that bloom throughout the year: plumeria, bougainvillea, white roses, coleus, and agapanthus. A favorite setting is the privacy garden which is enjoyed from the master bath room. As you wander, look for different watering cans collected from travels, along with a bench at the end of the reflecting pool from Taos, New Mexico and a vintage dining set under the main pergola. Ed: A gated community, the gate will be open for tour.

STICKY NOTES:



34 - Lana and David Chang  
17907 Mariposa Av  
Yorba Linda, 92886  
Open Saturday

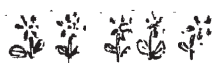
This garden in Yorba Linda is 1/3 to 1/2 of an acre divided into several smaller gardens consisting of a kitchen garden, an herb garden, an English garden in front of a playhouse, a gated secret garden and a main garden with rose arbors over a walkway that includes a bridge over a Koi pond.



35 - Kathy, Katie & Carl Berg  
(our 3 Bostons: Zoe, Lulu & Rocky)  
19501 Shadow Hill Dr  
Yorba Linda, 92886  
Access: 100%  
Open Sunday

Our garden has been under construction for the past 23 years and will probably always be. Now that we have settled into the "golden years", we think our gardens have never looked better. It is a multifaceted culmination of vignettes thanks to different sun exposures. We have scented geraniums mixed in with green and red chili peppers along with herbs that reside in our rose garden.

We feel we have blended all the right elements to create our own little slice of heaven. Our favorite Sunday afternoons are spent relaxing by the pool grilling fresh picked veggies from the garden. As the sun sets, we sit by the Koi pond feeding the fish and watching the hummingbirds come out to drink from the wall fall. God has blessed us with so many riches of the earth and the good health to continue to attend his creations.



36 - Andrée Noppe  
24350 Avenida De Marcia  
Yorba Linda, 92887  
Access: 100%  
Open Saturday

Welcome to our home and the enchanted gardens that await you. Begin your journey with a stroll along the various planters filled with colorful delphiniums, foxglove, larkspur, alstroemeria, and much more. Breathe in the amazing fragrance of the numerous plumerias and dozens of hybrid roses. Admire the uniquely rare and unusual flowering plants like the Purple Wings, Brazilian Plume and Crested Myrtillo Cactus. A variety of tropical and drought friendly plants are mixed in colorful displays. Fruit and vegetables abound in mouth-watering splendor. Don't forget to visit Claude in the MONET garden. Ed: At 93 years young--and with a little help from her daughters--this gardener does it all.

37 - Gina Fu & Jason Chung  
55 Blazewood  
Foothill Ranch, 92610  
Access: Front 100%;  
Back 30%  
Open Saturday & Sunday

Welcome to Gina's Garden of Joy! The front garden has been replaced with a weaving dry river bed that runs around a bank of salvias and California friendly plants. A peach-colored "Polka" climbing rose greets you as you enter our courtyard. The welcoming fragrance of sweet jasmine climbing over the patio pergola, pleasant sound water and the serenity of the environment add tranquility and peace. The rose arbor allows "Eden" climbing rose to show its splendor in bloom.

Hidden behind the garage is a mature Guava tree that provides shade to camellias, and a dwarf Maple. Included for explosions of color and fragrance are hydrangeas, gardenias, iris, clematis, duranta, sweet peas and foxglove. The heart of the garden is terraced with an orchard on the upper level surrounded by a passion fruit vine which provides privacy. Walk along the garden path, relax to the site and smell of flowers and see my love for nature while listening to joyful music!



38 - Teena & Jeff Spindler  
56 Copper Creek  
Irvine, 92603

Access: Limited with stairs which can be avoided by walking on grass or decomposed granite pathways  
Open Saturday

The location of the garden adjacent to open space and a creek provide the backdrop for a naturalistic garden with meandering shaded paths, secluded seating areas, and bountiful flowerbeds. The unfenced property provides an open, spacious feeling as well as the joys and challenges of visiting wildlife: bunnies and deer feasting on plants and remains from an occasional coyote dinner. But the excitement of seeing a doe and her fawn in the garden is worth the sacrifice of a few plants. It is also an edible garden for humans, containing a raised bed vegetable garden and a fruit tree orchard. A potting counter with a sink for washing fruits and veggies, a composting area, as well as a greenhouse for propagating plants make caring for the garden a pleasure. The front yard, back slope and creek side garden areas contain native and drought-tolerant plants that blend seamlessly into the surrounding wild areas. The loggia provides a relaxing place to sit by an outdoor fireplace and watch TV, or have dinner while watching the setting sun turn the nearby rock formations a brilliant gold.

Ed: Entry to Community: Shady Canyon is a gated community. Present program listing of address of home at guard gate.



39 - Blake & Char Gould  
22376 Woodbluff  
Lake Forest, 92630  
Open Sunday

Our Lake Forest home is located under a eucalyptus grove so we have had to become inventive in what we can grow under the trees. Due to all the different microclimates on our property (sun, filtered light, dappled shade and deep shade) we have found that container gardening works best. Dictating the look and theme of these plantings is the B & C Garden Railroad, 1:24 scale model trains, which run on two independent lines, one in the front and the main line in the backyard. Along the side of the driveway is an elevated railway, which meanders over decorative pots, and whiskey barrels planted and staged with miniature buildings. The backyard deck was designed with the garden railroad in mind, allowing the engines to run alongside, around, over and underneath the deck; giving garden visitors different vantage points to view the train's route. Next to the train tracks are whimsical scenes featuring wee townfolk, buildings, cars and in-scale plantings - mostly done in antique and vintage containers. As you follow the trains' pathway, we encourage every one of all ages to discover the many stories tucked away in our gardens.



40 - Cheryl Lovett & Bill Ross  
22962 Tiagua  
Mission Viejo, 92692  
Off Alicia between  
Marguerite & Olympiad  
Access: 50%  
Open Saturday & Sunday

I like to think of our garden as a whimsical sanctuary and a place to relax and enjoy life. In our eyes, our garden tells a story based on sentimental memories. There is a section dedicated to a song written by James Taylor, my Mother's bench from Dallas with vintage doorknobs as a footrest and a corner loved by a teenager named Emily who has gardened with me for 15 years. We have two rocks from Mary Lou Heard's nursery that I purchased after her untimely death. Even our grass has a story. You see, we have two large dogs named Astro and Sam who have managed to destroy our grass!



41 - Kathie & Dan Wickham  
1 Los Pioneros  
Rancho Santa Margarita, 92688  
Open Saturday

Access: back not wheel-chair friendly (cobblestone path)

We bought our home 29 years ago, and have been "gardening" every since! We have a nice mix of ornamentals, fruit trees, a vegetable garden, and a succulent area. There is a rustic feel in the yard, complete with a log cabin! We love seasonal color, and are always adding a few more flowers here and there. Miniature gardens can be found throughout the yard, along with a couple of desert tortoises looking for the next yummy flower to eat...



42 - Sandy & Bruce Wegner  
34809 Calle del Sol  
Capistrano Beach, 92624  
Open Saturday

This quaint Capistrano Beach cottage and garden was created in 1951. Over the years, it has been graciously adapted by the various owners. We have been blessed to be caretakers for the past 28 years. The garden is divided into vignettes: A front with mature Melaleuca linariifolia trees, rustic fountain and cozy lounging area; a covered brick patio landscaped with a miniature whimsical garden railroad and country village; a hidden garden bordered by mature Ficus benjamina trees and lawn; and a gathering dining area garden for friends and food including veggies, herbs and fruit trees.

It is a place reminiscent of times gone by when life was simpler and days seemed longer. Come enjoy a sweet and comfortable cottage garden. Listen for the sound of an old steam engine as it winds its way through the forest delivering goods to the village. Wander and experience God's handiwork and allow a cool ocean breeze to settle upon your face.

Our goal has been to maintain the beach cottage original design while enhancing the garden with more efficient drip irrigation system and careful placement of plants to minimize water use.

FOLLOW US ON: INSTAGRAM



Every dollar counts (loose change too!!!), please dig deep and as generously as you are able. Checks accepted, and you may use Paypal at: heardsgardentour.com

Aunt Flora says "Thank you. Enjoy the tour and your day!"



**\*\* 2017 Supporting MLHMG T Nurseries \*\***

Batavia Gardens  
1700 N Batavia St.  
Orange, 92865  
714.637.2360

Brita's Old Town Garden  
225 Main St.  
Seal Beach, 90740  
562.430.5019

Green Thumb Nursery  
23782 Bridger Rd.  
Lake Forest, 92630  
949.837.3040

H&H Nursery  
6220 Lakewood Blvd.  
Lakewood, 90712  
562.804.2513, or 714.761.3166

Heavenly Vintage Nursery  
9080 Talbert Ave.  
Fountain Valley, 92708  
714.377.1077

Laguna Hills Nursery  
1829 North Tustin Ave.  
Santa Ana, 92705  
714.542.5600

M&M Nursery  
380 N Tustin St.  
Orange, 92867  
714.538.8042

Orange County Farm Supply  
1826 West Chapman  
Orange, 92868  
714.978.6500

Plant Depot  
32413 San Joaquin Hills Rd.  
San Juan Capistrano, 92675  
949.240.2107

Roger's Gardens  
2301 San Joaquin Hills Rd.  
Corona Del Mar, 92625  
949.640.5800

Tree of Life Nursery  
33201 Ortega Hwy.  
San Juan Capistrano, 92675  
959.728.0685

Upland Nursery  
1518 N Tustin St.  
Orange, 92867  
714.538.4500

Village Nursery  
10500 Garfield Ave.  
Huntington Beach, 92646  
714.963.5372

There will be a tour signup sheet at each garden during this weekend. Please consider it—we work at this all year long and it is one of the most worthwhile causes in all of O.C., plus everything will be “ship shape” in your garden for almost all the rest of Spring (except your fingers, and toenails).

Map Your Day(s) by determining which gardens to visit here:

No.	Host(s)	Sat	Sun
1	Esparza	X	
2	Gimbel	X	
3	Kriesel	X	
4	Molles	X	
5	Maas	X	X
6	Collison	X	X
7	Van Gorder	X	
8	Van Dine	X	
9	Heiman	X	X
10	Melgoza	X	X
11	Eastman		X
12	Larson	X	
13	Karr	X	X
14	Mittendorf	X	X
15	Griffith		X
16	Bolen	X	X
17	Ito		X
18	Pulley	X	X
19	Ackley	X	X
20	Kushner		X
21	Burrell		X
22	Eriksen	X	
23	Davis	X	X
24	Kamentser	X	
25	MacInteer	X	X
26	Maloziec	X	X
27	Anderson		X
28	Sakioka		X
29	Johnson/Ledbetter		X
30	Bruce	X	X
31	Urbanski	X	X
32	Colello		X
33	Neblett	X	
34	Chang	X	
35	Berg		X
36	Noppe	X	
37	Fu/Chung	X	X
38	Spindler	X	
39	Gould		X
40	Lovett/Ross	X	X
41	Wickman	X	
42	Wegner	X	

See you on the road!!!

**The Mary Lov Heard Foundation, a 501(c)(3) Public Charity**

Board of Directors:  
Kathie Ferrée, President  
Denise Pulley, Vice-Pres  
Alex Anderson, Chief Information Officer  
Jennifer McInteer, Secretary  
Jan Kabat, Treasurer  
John Pulley & Ron Ferrée, Officers  
Kama Langston, Newsletter Design

8484 Shamrock Circle Huntington Beach, CA 92646  
Visits us on the web at: [heardsgardentour.com](http://heardsgardentour.com) - There you'll see our gallery of photos & maps!!!

“If April showers bring May flowers, what do May flowers bring? Pilgrims.” - Aunt Flora